

# 1 mm DC - 110 GHz, Flange Launchers

## DESCRIPTION


**"KPC100F311 and KPC100M311"** flange launchers are designed for ultra-broadband devices and units with coaxial I/O interfaces.

## SPECIFICATIONS

**Electrical:**  
 Frequency Range DC - 110 GHz  
 SWR < 1.5 (\*)  
 Insertion Loss 1 dB (typ.) (\*)  
 Electrical Length 11.1 mm (Nominal)  
 Temperature Range -55 to +125 °C

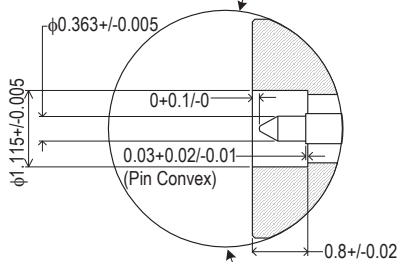
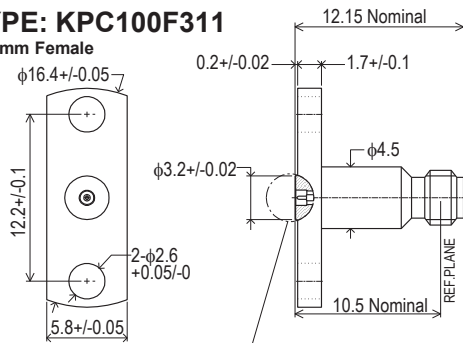
## Mechanical:

Body and Outer Conductor Gold Plated Stainless Steel  
 Inner Conductor Gold Plated Beryllium Copper and Brass  
 Coupling Torque 45 N-cm (Nominal)  
 Connect/Disconnect Life > 500 Cycles (Estimate)



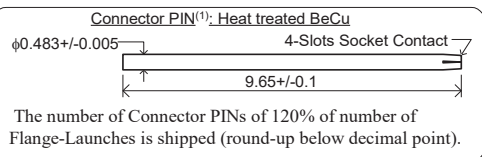
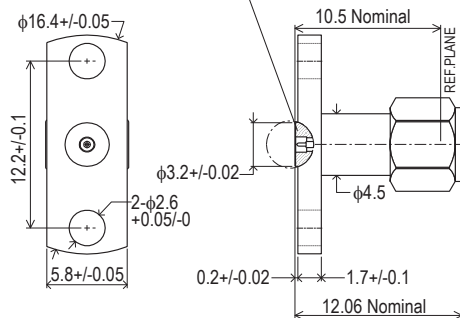
### TYPE: KPC100F311

1 mm Female



### TYPE: KPC100M311

1 mm Male

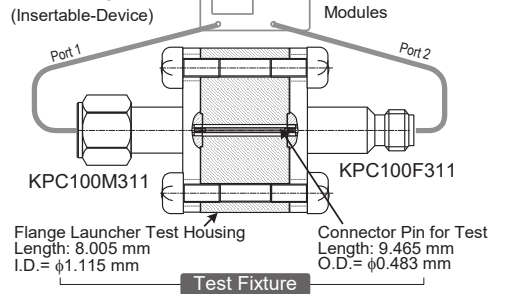


#### NOTE:

All dimensions are in millimeters.

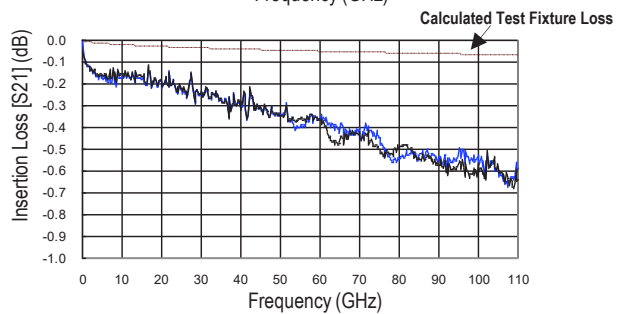
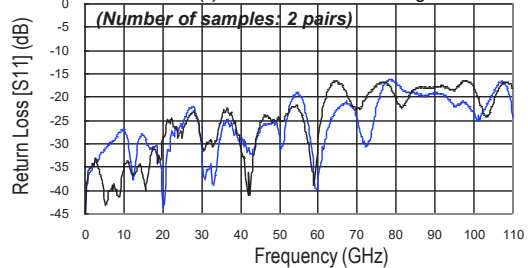
(1) The tip of the pin contacts with "pin convex" in a final assembly.

### Standard Test Configuration

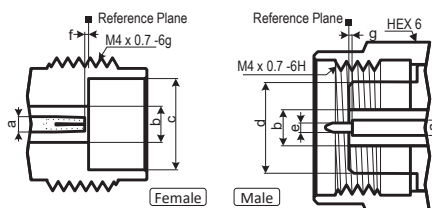


### Typical Performance

Note: (\*) As Standard Test Configuration



### Interface Mating Dimensions of KPC100 (1 mm Connectors)



**RoHS Compliant**

**REACH Compliant**

| KPC100(1 mm) |         |
|--------------|---------|
| a            | φ 0.434 |
| b            | φ 1.000 |
| c            | φ 2.390 |
| d            | φ 2.358 |
| e            | φ 0.250 |
| f            | 0-0.013 |
| g            | 0-0.013 |

Specifications Subject to Change Without Notice

Copyright(C) 2002-2017 Kawashima Manufacturing Co., Ltd. <All rights reserved.>

Rev. 05 July 2020



Kawashima Manufacturing Co., Ltd.

1-3-5 Higashi-ikuta, Tama-ku,  
Kawasaki 214-0031 JAPAN

TEL: +81-44-911-7073  
http://www.kmco.biz/

FAX: +81-44-911-9621  
e-mail: sales@kmco.co.jp