

# 2.92 mm/2.4 mm DC - 40 GHz, Coaxial Adapters, Between-Series

## DESCRIPTION

"KPC292F240F, KPC292F240M, KPC292M240F, and KPC292M240M" coaxial adapters between 2.92 mm and 2.4 mm are small size, low SWR, and low loss. They are designed for broadband measurement, instrument, and system applications.

## SPECIFICATIONS

### Electrical:

Frequency Range DC - 40 GHz  
SWR < 1.22  
Insertion Loss < 0.25 dB  
Electrical Length 17.5 mm (Nominal)  
Temperature Range -55 to +125 °C

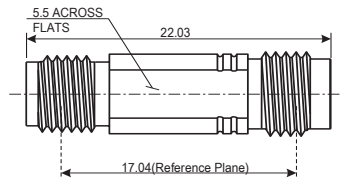
### Mechanical:

Body and Outer Conductor Passivated Stainless Steel  
Inner Conductor Gold Plated Beryllium Copper and Brass  
Coupling Torque 90 N-cm (Nominal)  
Connect/Disconnect Life > 1,000 Cycles

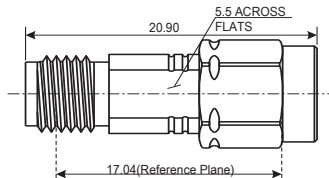


**Production Status**  
2 Weeks Lead-Time  
for Shipping

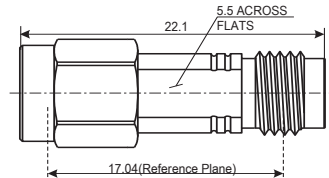
### TYPE: KPC292F240F 2.92 mm Female/2.4 mm Female



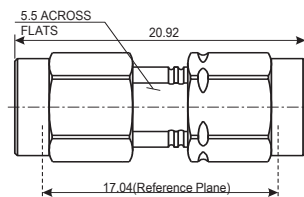
### TYPE: KPC292F240M 2.92 mm Female/2.4 mm Male



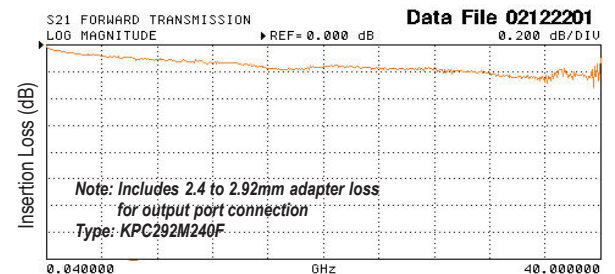
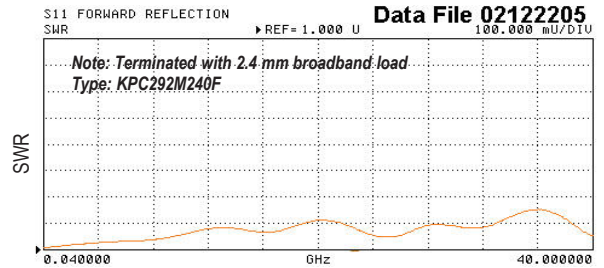
### TYPE: KPC292M240F 2.92 mm Male/2.4 mm Female



### TYPE: KPC292M240M 2.92 mm Male/2.4 mm Male



## Typical Performance

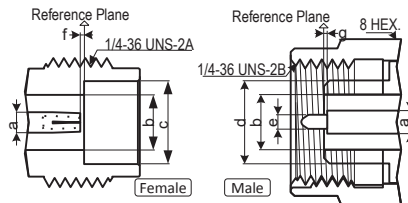


RoHS Compliant

REACH Compliant

## Interface Mating Dimensions

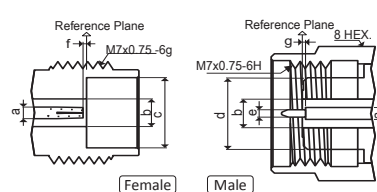
### KPC292 (2.92 mm Connectors)



KPC292(2.92 mm)	
a	φ 1.270
b	φ 2.920
c	φ 4.640
d	φ 4.580
e	φ 0.920
f	0-0.050
g	0-0.050

NOTE:  
All dimensions are in millimeters.

### KPC240 (2.4 mm Connectors)



KPC240(2.4 mm)	
a	φ 1.042
b	φ 2.400
c	φ 4.770
d	φ 4.750
e	φ 0.511
f	0-0.050
g	0-0.050

Specifications Subject to Change Without Notice

Rev. 03 June 2017

Copyright(C) 2002-2017 Kawashima Manufacturing Co., Ltd. <All rights reserved.>



Kawashima Manufacturing Co., Ltd.

1-3-5 Higashi-ikuta, Tama-ku,  
Kawasaki 214-0031 JAPAN

TEL: +81-44-911-7073  
http://www.kmco.biz/

FAX: +81-44-911-9621  
e-mail: sales@kmco.co.jp